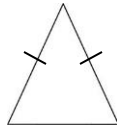
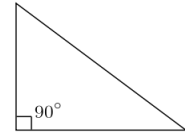
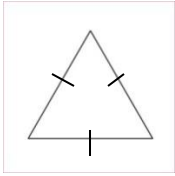




MATHS HOMEWORK = HELP

2D Shapes

Match up the correct triangle to its name:



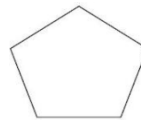
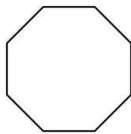
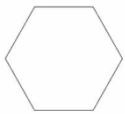
Scalene Triangle

Right-angled
Triangle

Equilateral
Triangle

Isosceles Triangle

Match up the correct shape to its name:

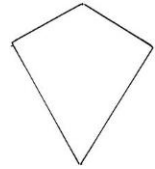
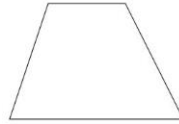

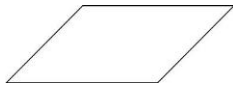


Pentagon

Hexagon

Rectangle

Octagon



Parallelogram

Trapezium

Kite

Square

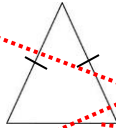
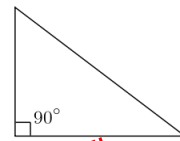
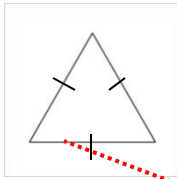
Complete the table below showing the number of sides, right-angles, acute angles and obtuse angles for each shape:-

Shape	Number of Sides	Number of Right-angles	Number of Acute Angles	Number of Obtuse Angles
Right-angled Triangle				
Equilateral Triangle				
Isosceles Triangle				
Scalene Triangle				
Square				
Rectangle				
Pentagon				
Hexagon				
Octagon				
Kite				
Trapezium				
Parallelogram				



Answers

Match up the correct triangle to its name:



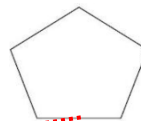
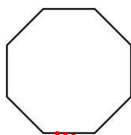
Scalene Triangle

Right-angled Triangle

Equilateral Triangle

Isosceles Triangle

Match up the correct shape to its name:

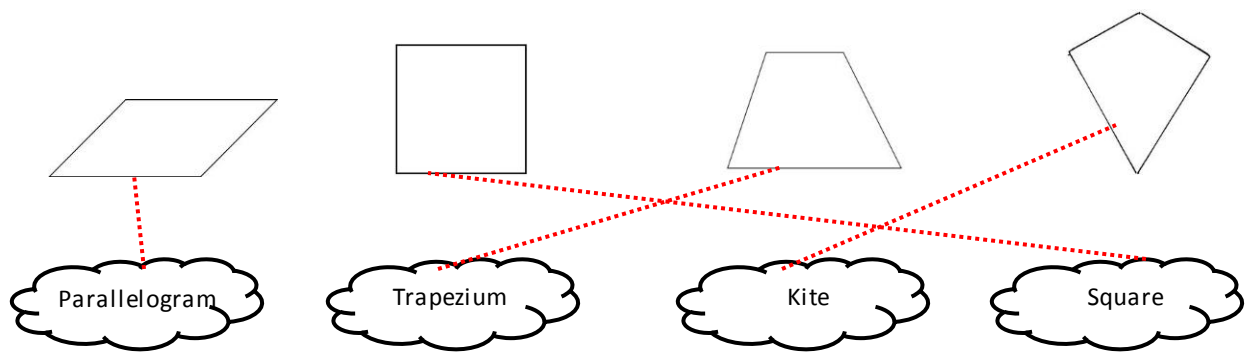


Pentagon

Hexagon

Rectangle

Octagon



Complete the table below showing the number of sides, right-angles, acute angles and obtuse angles for each shape:-

Shape	Number of Sides	Number of Right-angles	Number of Acute Angles	Number of Obtuse Angles
Right-angled Triangle	3	1	2	0
Equilateral Triangle	3	0	3	0
Isosceles Triangle	3	0	3	0
Scalene Triangle	3	0	3	0
Square	4	4	0	0
Rectangle	4	4	0	0
Pentagon	5	0	0	5
Hexagon	6	0	0	6
Octagon	8	0	0	8
Kite	4	0	2	2
Trapezium	4	0	2	2
Parallelogram	4	0	2	2



MATHS HOMEWORK = HELP

Tips and Techniques

1. Read each question slowly. You may find it helpful to underline the numbers and important information that will affect your answer.

For example: Find 23 more than 57?

2. If you do not understand the question straightaway, try reading it through a couple of times until it makes sense.

3. Make sure you read the question carefully. Often, the words highlighted in bold in the question will be the part you need to pay the most attention to, e.g. *Which country had the **greatest increase** in visitors from 2005 to 2006?*

4. Even if you know the answer to the question without working it out on paper, it is important to always show your working out in the box provided. You will lose marks if you do not do this.

5. Always use a ruler when drawing shapes, symmetry or graphs.

6. Topics that are useful to revise;

* **Time** - 24 hour clock, adding a length of time e.g. 45 minutes to a certain time. An example of a question where time is used is - *"The time is one thirty in the afternoon. Write this as it would be shown on a twenty-four hour clock?"*

* **Money** - find the total amount of shopping items, how much change will you get from a £5, £10 note etc.

* **Number calculations** - times tables, addition, subtraction, multiplication and division methods.

* **Measurement** - how many metres in a kilometre, millilitres in a litre and grams in a kilogram?

* **Percentages and fractions** - $1/2=0.5$ or 50%, $1/4=0.25$ or 25%, $3/4=0.75$ or 75%, $1/3=0.33$ or 33%, $1/5=0.2$ or 20%

7. Check to see how many marks the question is worth. If it is worth more than one mark, make sure you show your working out.

8. Use everyday objects to help your child practice certain topics. For example; a shopping receipt can be good revision for money questions - adding totals and finding change. Other useful objects that you could use are;

* **Television Guide** - Practice the time a programme starts, what time will it finish? how long does the programme last?

* **Weather Chart** - Change in temperature - e.g. *The temperature fell from 3 degrees celsius to -4 degrees celsius. By how many degrees did the temperature fall?*

* **Measure yourself and other family members to practice height** (in cm, metres), weight (in grams, kilograms), area of hands and feet. You could also calculate the average family height, weight etc.